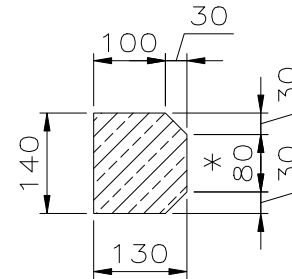


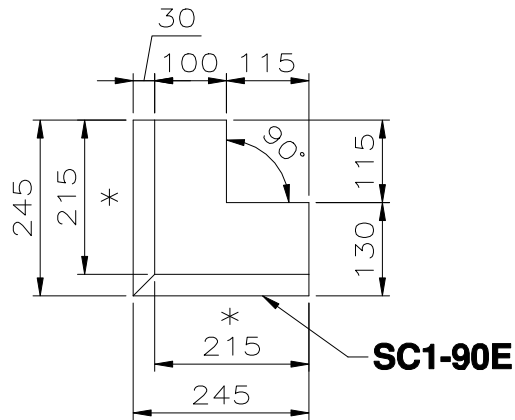
Front Elevation

* denotes SEEN FACES



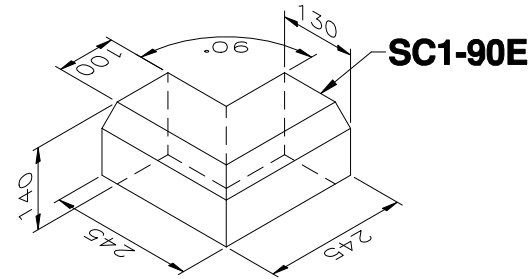
Section

* denotes SEEN FACES



Plan

* denotes SEEN FACES



3D View

Cube ~ 0.0061m³
Weight ~ 13kg

Refer any omissions or errors to Forticrete Ltd, do not scale from the drawing, use only given dimensions. (01909 775000)

NO PROVISION HAS BEEN MADE FOR SITE HANDLING THESE UNITS. FORTICRETE SHOULD BE INFORMED OF ANY LIFTING REQUIREMENTS.

STONE UNITS MAY INCLUDE LIFTING SOCKETS FOR HANDLING PURPOSES DURING MANUFACTURE. IT SHOULD NOT BE ASSUMED THESE ARE SUITABLE FOR USE ON SITE.

SITE HANDLING AND INSTALLATION OF STONEMWORK IS THE RESPONSIBILITY OF THE PRINCIPAL CONTRACTOR AND SHOULD BE GIVEN EARLY CONSIDERATION IN CONSULTATION WITH AN ENGINEER. UNIT WEIGHTS ARE GENERALLY SHOWN ON DRAWINGS ISSUED BY FORTICRETE, OR ARE AVAILABLE ON REQUEST. ALL RESTRAINT/FIXING REQUIREMENTS ARE TO BE SPECIFIED BY A STRUCTURAL ENGINEER. THIS DETAIL IS SUPPLIED FOR INFORMATION ONLY AND MUST BE APPROVED BY THE ARCHITECT.

APPROVAL REQUEST

APPROVED, PROCEED AS DRAWN.	
APPROVED, PROCEED SUBJECT TO NOTES	
AMEND DETAILS AND RE-SUBMIT	
APPROVED BY:	
DATE:	

--	--	--	--

Rev:	Date:	Drawn:	Description:
------	-------	--------	--------------

REVISIONS

Forticrete

an IBSTOCK plc company

Job Title:
STANDARD COMPONENT DRAWINGS

Drawing Title:
SC1-90E ~ 90° EXT RET STRING DETAILS

Drawn: **MIM** | Date: **FEB '09** | Scale: **1:10**

Drawing No: **CD/64** | Revision: **0**

The information shown on this drawing is sent in confidence and must not be used for any other purpose other than that for which it is supplied.

Copyright ©
Forticrete