

GENERAL CLEANING DOWN

For guidance, the following procedures should be applied after completion of the masonry construction, for the purpose of general cleaning down:

For the removal of general dirt and grime mild detergent such as 'Sugar Soap' may be used. This can be obtained from most builders' merchants.

In the event of staining which cannot be removed by general cleaning techniques, CM1 mortar cleaner by Hydron* may be used subject to clarification from the Forticrete Technical Department.

This method should not be attempted until all other less aggressive options have been considered.

Under no circumstances should acid or non-approved cleaners containing acid be applied to Forticrete Specification Masonry, Cast Stone, Precast or Astra-Glaze products.

Remedial cleaning procedures may affect the final appearance of facing masonry. Therefore it is advisable to carry out the initial cleaning procedure on an affected area that will not be seen.

ARCHITECTURAL MASONRY & CAST STONE PRODUCTS

The effects of marks and stains can be reduced with the use of a stiff bristle brush (not wire).

For the removal of general dirt and grime a mild detergent such as 'Sugar Soap' may be used. This can be obtained from most builders' merchants.

The use of 'brick acid' is not recommended for the cleaning of Forticrete Masonry, as it can seriously attack the cement and aggregate matrix of the blockwork. In the event of staining which cannot be removed by general cleaning techniques, CM1 mortar cleaner by Hydron may be used subject to clarification from the Technical Department.

Power wash treatments are not recommended as they could 'blast out' the fines of the blockwork or damage the mortar joints at high pressures. However, a standard hose may be utilised when washing down.

Please note that mortar which does encroach on to the face of the masonry should be cleaned off as work proceeds. It should not be allowed to 'go off'.

POLISHED MASONRY PRODUCTS

Any mortars, plasters or materials sticking to the block should be removed with a plastic or wooden scraper prior to the contaminant 'going off'. Care should be taken to ensure that this process does not scratch the surface of the block.

The area must then be cleaned down using a mild detergent such as 'Sugar Soap', washed thoroughly and allowed to dry.

A proprietary marble cleaner can be used to restore the product's sheen if the polished face is damaged during cleaning. A lamb's wool buffer with a bee's wax polish can further enhance the product's sheen. Vegetable-based waxes should not be used as they can attack the cement content of the concrete blocks.

Please note that mortar which does encroach onto the face of the masonry should be cleaned off as work proceeds. It should not be allowed to 'go off'.

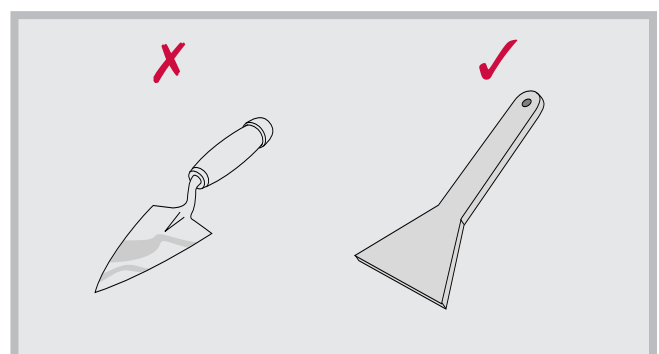
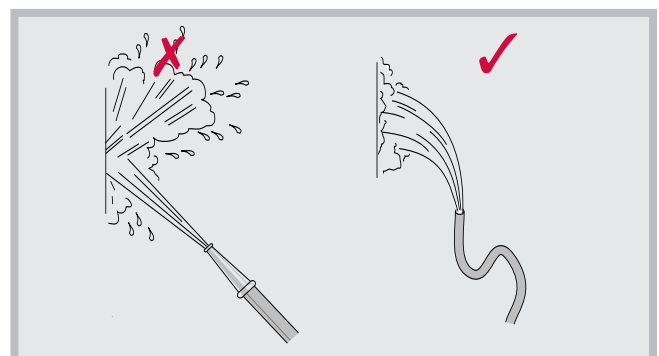

*Hydron Protective Coatings Ltd., Phoenix Works, Marlborough Estate, Cockshutts Lane, Wolverhampton WV2 3NP. Telephone: 01902 450950

ASTRA-GLAZE

Any grouts, mortars, plasters or materials sticking to the block should be removed carefully with a plastic scraper prior to the contaminant 'going off'. When grout is being used to point Astra-Glaze it must be gun applied and wiped immediately off the face of the block if it encroaches upon it.

helpful hint...

Prevention is preferable to difficult and costly remedial treatment



REMEDIAL TREATMENT

Forticrete Masonry Products are manufactured with the incorporation of the highest quality raw materials which are closely monitored for consistency of grading and colour. Due to the cementitious content of the products the curing process, whilst producing initial strength and handling requirements, will continue for some considerable period of time.

In extreme cases of site damage, vandalism etc it is possible to perform certain remedial treatments in-situ and the following notes are provided for guidance:-

CHIPPED UNITS

For all products, badly damaged units should be carefully cut out of the wall and replaced, ensuring that the mortar colour is blended closely to the existing.

For Polished Masonry, Cast Stone and Precast products, minor chipping can be repaired using an epoxy compound with the inclusion of basic raw materials. This process requires a high degree of expertise and should only be performed by experienced personnel.

Astra-Glaze units with minor chipping can be repaired. For information please contact the Forticrete Technical Department.

COLOUR TINTING

For Specification Masonry, Cast Stone and Precast products, this can be achieved readily to either components or mortar by the application of oxide pigments associated with the original manufacture, but should be applied by a specialist.

For Polished Masonry, colour tinting can be achieved by the application of processes typical to manufacture, which should only be carried out by experienced personnel.

RESTORING POLISH

Polish may be restored to Polished Masonry by following the method detailed in this section titled General Cleaning Down. However, badly damaged units may require replacement.

N.B. Forticrete do not provide a remedial service although advice can be offered, including recommendations of qualified specialists in remedial work.

Mortar should be prevented from smearing the surface of a block. Once hardened it is difficult to remove and may even show through painted and plastered walls. However, mortar droppings should be allowed to dry before removal otherwise they will smear.

If severe staining difficulties are encountered, please contact our Technical Advisory Service on Freephone 0800 262136. Advice on the most appropriate specialist to contact will be given.

